

PM0S0DS3B ✓ ACTIVE

Corcom | Corcom P

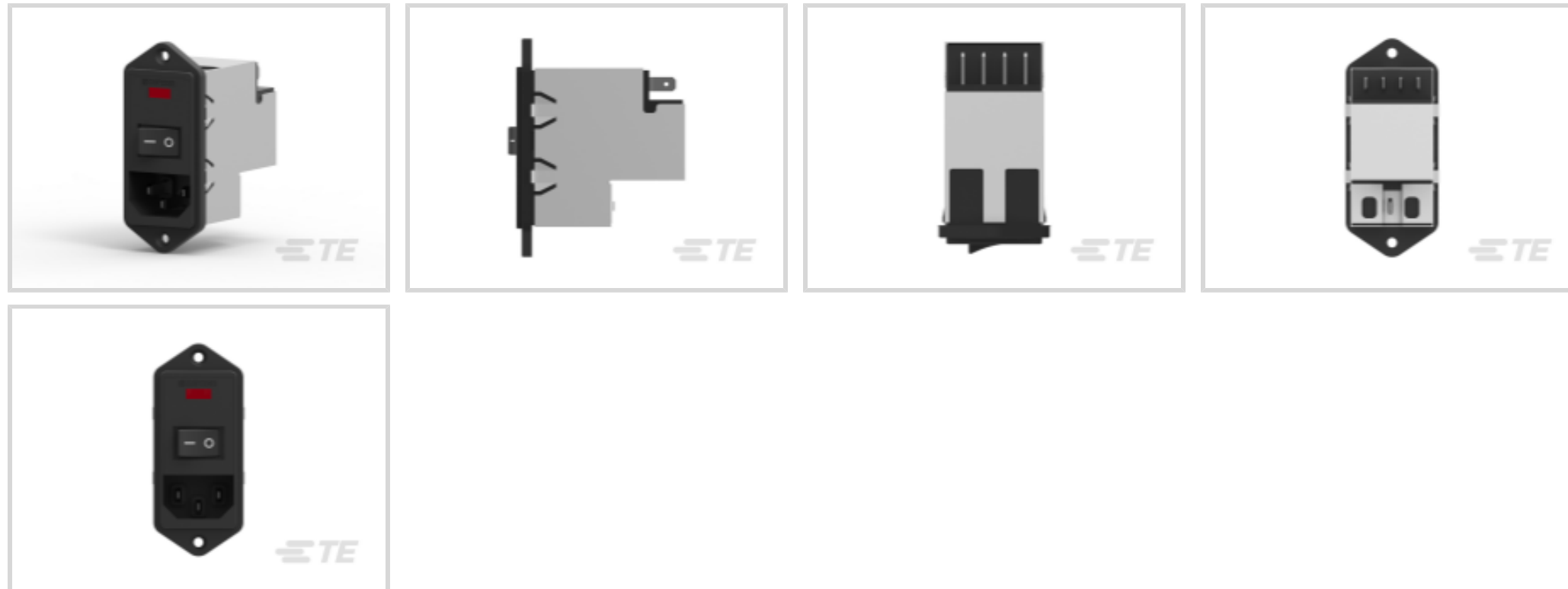
TE Internal #: 8-6609940-3

Multi-Function Inlet Filters, Power Entry (Filtered/Unfiltered), Single AC Input, DPST, Complete Shield, Vertical, 3 A, Flanged, IEC Input, Corcom P

[View on TE.com >](#)



EMI & EMC Solutions > EMI Filters > Multi-Function Inlet Filters > CORCOM P SERIES MULTI-FUNCTION INLET FIL



Filter Type: **Power Entry (Filtered/Unfiltered)**

Input Voltage Selection: **Single AC**

Filter Switch Type: **DPST**

Filter Shield Type: **Complete Shield**

Mount Angle: **Vertical**

[All CORCOM P SERIES MULTI-FUNCTION INLET FIL \(300\)](#)

Features

Product Type Features

Ground Choke Option	No
Ground Option	None
Level Of Filtering	Inductor & Capacitor
Filter Type	Power Entry (Filtered/Unfiltered)
Filter Switch Type	DPST
Filter Input Termination Type	IEC
Filter Output Termination Type	.187" FASTON
Filtering Requirements	Filtered
Filter Connector Type	IEC 60320-1 C-14
Accessory Type	Fuse Clip

Configuration Features

Extender Options	None
Fuse Options	Dual



Electrical Characteristics

Input Voltage Selection	Single AC
Leakage Current (Max) (120VAC, 60Hz)	2 μ A
Leakage Current (Max) (250VAC, 50Hz)	5 μ A
Filter Current Rating	3 A
Voltage Rating (Max)	115 VAC, 230 VAC

Body Features

Filter Shield Type	Complete Shield
--------------------	-----------------

Mechanical Attachment

Mount Angle	Vertical
Filter Mount Style	Flanged

Dimensions

Panel Thickness Range	.79 – 2 mm [.031 – .079 in]
-----------------------	-----------------------------

Usage Conditions

Operating Temperature Range	-10 – 40 °C
-----------------------------	-------------

Operation/Application

For Use With	P Series
--------------	----------

Product Compliance

[For compliance documentation, visit the product page on TE.com>](#)

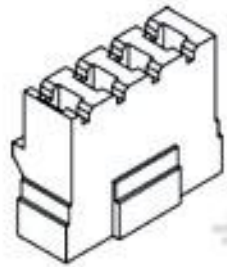
EU RoHS Directive 2011/65/EU	Compliant
EU ELV Directive 2000/53/EC	Compliant
China RoHS 2 Directive MIIT Order No 32, 2016	No Restricted Materials Above Threshold
EU REACH Regulation (EC) No. 1907/2006	Current ECHA Candidate List: JUNE 2022 (224) Candidate List Declared Against: JUNE 2022 (224) Does not contain REACH SVHC
Halogen Content	Not Low Halogen - contains Br or Cl > 900 ppm.
Solder Process Capability	Not applicable for solder process capability

Product Compliance Disclaimer

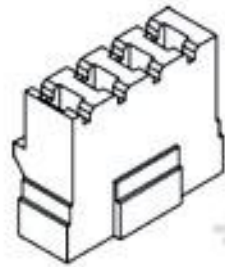
This information is provided based on reasonable inquiry of our suppliers and represents our current actual knowledge based on the information they provided. This information is subject to change. The part numbers that TE has identified as

EU RoHS compliant have a maximum concentration of 0.1% by weight in homogenous materials for lead, hexavalent chromium, mercury, PBB, PBDE, DBP, BBP, DEHP, DIBP, and 0.01% for cadmium, or qualify for an exemption to these limits as defined in the Annexes of Directive 2011/65/EU (RoHS2). Finished electrical and electronic equipment products will be CE marked as required by Directive 2011/65/EU. Components may not be CE marked. Additionally, the part numbers that TE has identified as EU ELV compliant have a maximum concentration of 0.1% by weight in homogenous materials for lead, hexavalent chromium, and mercury, and 0.01% for cadmium, or qualify for an exemption to these limits as defined in the Annexes of Directive 2000/53/EC (ELV). Regarding the REACH Regulation, the information TE provides on SVHC in articles for this part number is based on the latest European Chemicals Agency (ECHA) 'Guidance on requirements for substances in articles' posted at this URL: <https://echa.europa.eu/guidance-documents/guidance-on-reach>

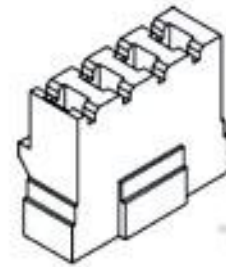
Compatible Parts



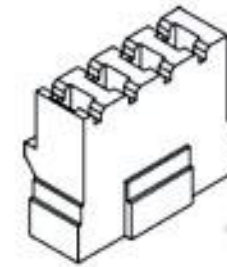
TE Part # 1609140-3
PA105 J0=F6806



TE Part # 1609140-1
PA100=F6800



TE Part # 1609146-1
PA101 CONNECTOR PLU=F6998




TE Part # 1609146-2
PA102 CONNECTOR PIN=F6999

Also in the Series | Corcom P



EMI & EMC Accessories(4)



Multi-Function Inlet Filters(368)

Documents

Product Drawings

PMOS0DS3B=C3397

English

CAD Files

Customer View Model

[ENG_CVM_8-6609940-3_A.3d_igs.zip](#)

English

Customer View Model

[ENG_CVM_8-6609940-3_A.3d_stp.zip](#)

English

Customer View Model

[ENG_CVM_8-6609940-3_A.2d_dxf.zip](#)

English



3D PDF

English

Customer View Model

[ENG_CVM_CVM_8-6609940-3_O.3d_igs.zip](#)

English

Customer View Model

[ENG_CVM_CVM_8-6609940-3_O.3d_stp.zip](#)

English

Customer View Model

[ENG_CVM_CVM_8-6609940-3_O.2d_dxf.zip](#)

English

3D PDF

3D

By downloading the CAD file I accept and agree to the [Terms and Conditions](#) of use.

Datasheets & Catalog Pages

[1654001_CORCOM_PRODUCT_GUIDE](#)

English

Corcom Combined Selector Charts

English

[1-1654250-1_CORCOM_EMI_RFI_QRG](#)

English